



One Step Test for mAlb

(Colloidal Gold)

User Manual

Cat.# CG1009

INTENDED USE

One Step Test for mAlb (Colloidal Gold) is intended for *in vitro* quantitative determination of microalbuminuria (mAlb) in urine. An elevated mAlb concentration below the proteinuric level has long been recognized as a marker of kidney disease and increased cardiovascular risk in diabetic nephropathy.

SUMMARY

Albumin is one of the major plasma proteins. In normal circumstances, albumin molecules are too large to cross the glomerular basement membrane. Therefore, albumin is usually present in very low concentration in urine. Damage to the glomerular basement membrane can alter its permeability. Albumin is then able to enter the urine. Sustained elevation of urinary albumin concentration is called Microalbuminuria (mAlb). mAlb arises from increased leakage of glomerular basement membrane. So, mAlb is recognized as a marker of kidney damage.

Recent years, determination of mAlb is linked with increased risk for cardiovascular events rather than progression to end-stage kidney disease. It is a valuable tool for the detection of cardiovascular risk in diabetic nephropathy. Early detection of microalbuminuria in diabetes is critical because immediate intervention can slow the progression of disease. The epidemiology of microalbuminuria reveals a close association between systemic endothelial dysfunction and vascular disease, also implicating glomerular endothelial dysfunction in microalbuminuria.

PRINCIPLE

The test is based on the competition immune-detection method and uses an anti-human mAlb monoclonal antibody conjugated with colloidal gold and recombinant mAlb antigen coated on the test line. After the sample has been applied to the test strip, mAlb in the sample will compete with recombinant mAlb antigen on nitrocellulose matrix for gold-labelled mAlb monoclonal antibody. As a result, the concentration of mAlb antigen in specimen shows inverse proportionally with the color intensity of mAlb. The color intensity of the test line increases in proportion to the amount of mAlb in sample. Then insert test card into FIA8000 Quantitative Immunoassay Analyzer (hereinafter referred to as FIA8000), the concentration of mAlb in sample will be measured and displayed on the screen. The value will be stored in FIA8000 and available for downloading. The result can be easily transmitted to the laboratory or hospital information system.

CONTENTS

A kit contains:

- | | |
|---|----|
| 1. Getein mAlb test card in a sealed pouch with desiccant | 25 |
| 2. Disposable pipet | 25 |
| 3. User manual | 1 |
| 4. SD card | 1 |

A test card consists of:

A plastic shell and a reagent strip which is composed of a sample pad, a colloidal gold pad (coated with gold-labelled anti-human mAlb monoclonal antibody), nitrocellulose membrane (the test line is coated with a mAlb recombinant antigen, and the control line is coated with rabbit anti-goat IgG antibody), absorbent paper and liner.

Note: Do not mix or interchange different batches of kits.

APPLICABLE DEVICE

FIA8000 Quantitative Immunoassay Analyzer

STORAGE AND STABILITY

Store the test card at 4~30°C with a valid period of 24 months. Use the test card within 1 hour once the foil pouch is opened.

PRECAUTIONS

1. For *in vitro* diagnostic use only.
2. For professional use only.
3. Do not use the kit beyond the expiration date.
4. Do not use the test card if the foil pouch is damaged.
5. Do not open pouches until ready to perform the test.
6. Do not reuse the test card.
7. Do not reuse the pipet.
8. Handle all specimens as potentially infectious. Proper handling and disposal methods should be followed in accordance with local regulations.
9. Carefully read and follow the manual to ensure proper test performance.

SPECIMEN COLLECTION AND PREPARATION

1. This test can be used for **urine sample**.
2. **Urine sample** can be preserved at room temperature for 4 hours, please test it as soon as possible. If testing will be delayed, urine sample may be stored up to 3 days at 2~8°C before testing.
3. Samples should be brought to room temperature before testing.
4. Do not use frozen urine samples.
5. Do not use heat-inactivated samples.
6. SAMPLE VOLUME: **120 µl**.

TEST PROCEDURE

1. Collect specimen according to user manual.
2. Test card, sample should be brought to room temperature before testing.
3. Confirm SD card lot No. in accordance with test kit lot No.. Perform "QC (SD)" calibration when necessary (Details refer to 8.2.1 of FIA8000 User Manual).
4. On the main interface of FIA8000, press "ENT" button to

enter testing interface.

- Remove the test card from the sealed pouch immediately before use. Label the test card with patient or control identification.
- Put the test card on a clean table, horizontally placed.
- Using sample transfer pipette, deliver **120 µl** of sample (or 4 drops of sample when using disposable pipet) into the sample port on the test card.
- Reaction time: 3 minutes.** Insert the test card into FIA8000 and press "ENT" button after reaction time is elapsed. The result will be shown on the screen and printed automatically.

Notes:

- It is required to perform "QC (SD)" calibration when using a new batch of kits.
- It is suggested to calibrate once for one batch of kits.
- Make sure the test card insertion is correct and complete.

TEST RESULTS

Valid: When a purplish-red band appears at the control area (C), use FIA8000 to analyze the test card and get the result.

Invalid: If no colored band appears in the control area (C), the test result is invalid. The test should be repeated and if the same situation happened again, please stop using this batch of products and contact your supplier.

EXPECTED VALUE

The expected normal value for mAlb was determined by testing samples from 500 apparently healthy individuals. The 95th percentile of the concentration for mAlb is 20.0 mg/L. (The probability that value of a normal person below 20.0 mg/L is 95%.)

It is recommended that each laboratory establish its own expected values for the population it serves.

PERFORMANCE CHARACTERISTICS

Measuring Range	10.0~200.0 mg/L
Lower Detection Limit	≤10.0 mg/L
Within-Run Precision	≤10%

Between-Run Precision

≤15%

Method Comparison:

The assay was compared with OLYMPUS AU5400 analyzer and its matching Randox mAlb test kits with 200 urine samples (62 positive samples and 138 negative samples). The correlation coefficient (r) is 0.980.

LIMITATIONS

- As with all diagnostic tests, a definitive clinical diagnosis should not be made based on the result of a single test. The test results should be interpreted considering all other test results and clinical information such as clinical signs and symptoms.
- Samples containing interferences may influence the results. The table below listed the maximum allowance of these potential interferences.

Interferent	Creatinine	Glucose	Urea
Concentration (Max)	10 g/L	10 g/L	100 g/L













REFERENCES

- Cöl M, Ocaktan E, Ozdemir O, et al. Microalbuminuria: prevalence in hypertensives and diabetics. Acta Med Austriaca. 2004, 31(1):23-29.
- McTaggart MP, Price CP, Pinnock RG, et al. The diagnostic accuracy of a urine albumin-creatinine ratio point-of-care test for detection of albuminuria in primary care. Am J Kidney Dis. 2012, 60(5):787-794.
- Denis Sviridov, Glen L. Hortin. Urine albumin measurement: Effects of urine matrix constituents. Clinica Chimica Acta. 2009, 404(2):140-143.
- Reboldi G, Gentile G, Angeli F, et al. Microalbuminuria and hypertension. Minerva Med. 2005, 96(4):261-75.
- EN ISO 18113-1:2009 *In vitro* diagnostic medical devices - Information supplied by the manufacturer (labelling) - Part 1: Terms, definitions and general requirements.
- EN ISO 18113-2:2009 *In vitro* diagnostic medical devices - Information supplied by the manufacturer (labelling) - Part 2: *In vitro* diagnostic reagents for professional use (ISO

18113-2:2009).

DESCRIPTION OF SYMBOLS USED

The following graphical symbols used in or found on One Step Test for mAlb (Colloidal Gold) are the most common ones appearing on medical devices and their packaging. They are explained in more details in the European Standard EN 980:2008 and International Standard ISO 15223-1:2007.

Key to symbols used			
	Manufacturer		Expiration date
	Do not reuse		Date of manufacture
	Consult instructions for use		Batch code
	Temperature limitation		<i>In vitro</i> diagnostic medical device
	Sufficient for		Authorized representative in the European Community
	CE mark		Do not use if package is damaged

Thank you for purchasing One Step Test for mAlb (Colloidal Gold). Please read this user manual carefully before operating to ensure proper use.

Version: WCG10-DL-S-01



Getein Biotech, Inc.

Add: No.9 Bofu Road, Luhe District, Nanjing, 211505, China

Tel: +86-25-68568508

Fax: +86-25-68568500

E-mail: tech@getein.com.cn

overseas@getein.com.cn

Website: www.bio-GP.com.cn